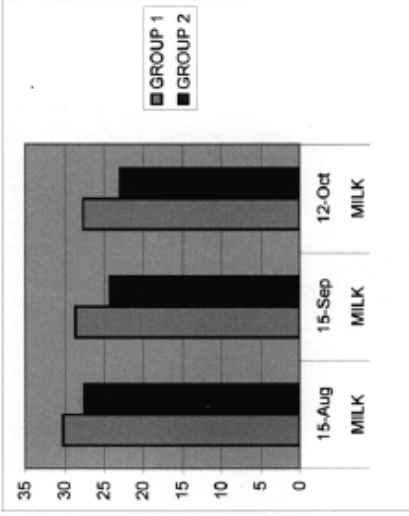
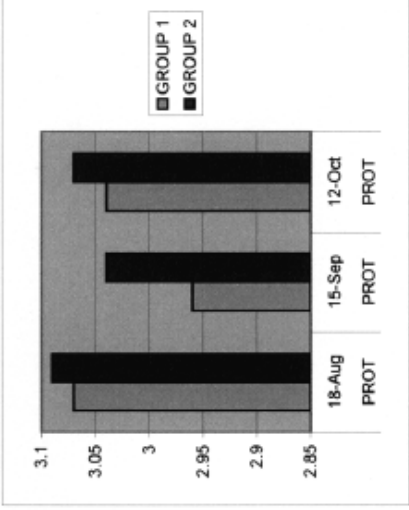


3 MONTH SPLIT HERD TRIAL
GRAHAM BOND, DAYBORO QLD.

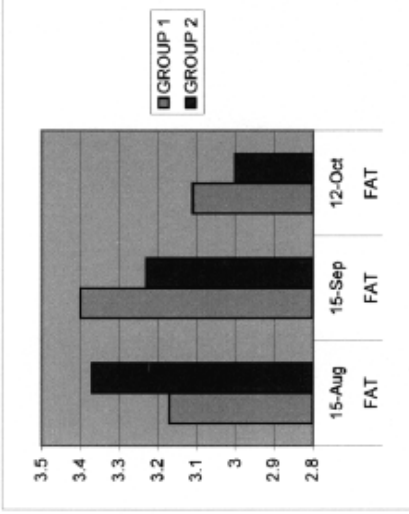
	GROUP 1	GROUP 2	
MILK	15-Aug	27.5	
MILK	15-Sep	24.3	
MILK	12-Oct	23	
% DIFFERENCE	8.6	16.4	



	GROUP 1	GROUP 2	
PROT	18-Aug	3.07	3.09
PROT	15-Sep	2.96	3.04
PROT	12-Oct	3.04	3.07
% DIFFERENCE	1%	0.60%	



	GROUP 1	GROUP 2	
FAT	15-Aug	3.17	3.37
FAT	15-Sep	3.4	3.23
FAT	12-Oct	3.11	3
%DIFFERENCE	1.9	11	



CONCLUSION

Treated group better by 2 litres per cow per day
Protein stayed the same
Treated group bigger improvement in fat by 11%

UNTREATED

Drop of 8.6%
Drop of 1%
Drop of 1.9%

TREATED

Drop of 16.4%
Drop of 0.6%
Drop of 11%

Milk difference from 15.08.99 to 12.12.99
Protein difference from 15.08.99 to 12.10.99
Fat difference from 15.08.99 to 12.10.99

NOTES.